

## Acquisition Overview

Oct 1, 2020 - Oct 31, 2020

All Users  
100.00% Users

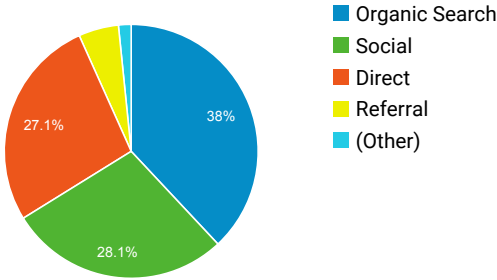
Primary Dimension:

Conversion:

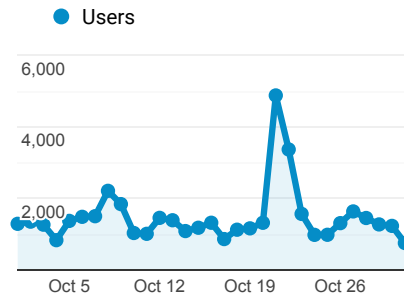
Top Channels

All Goals

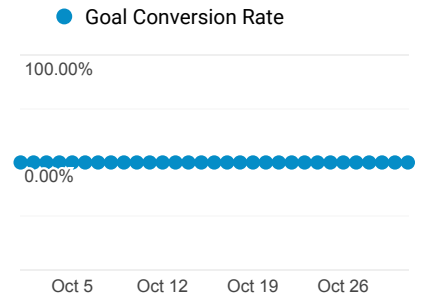
### Top Channels



### Users



### Conversions



### Acquisition

### Behavior

	Users	New Users	Sessions	Bounce Rate	Pages / Session	Avg. Session Duration
	33,741	30,401	50,349	71.51%	1.67	00:01:26
1 Organic Search	12,812			67.79%		
2 Social	9,482			89.13%		
3 Direct	9,133			61.95%		
4 Referral	1,720			72.17%		
5 (Other)	544			86.29%		

### Conversions



#### Set up a goal.

To see outcome metrics, define one or more goals.

GET STARTED

To see all 5 Channels click [here](#).