

REPORT & ANALYSIS

Nationwide Telephone Survey among 1,000 Catholic Adults

the polling company, inc./WomanTrend
Kellyanne Conway, President & CEO
August 2015



METHODOLOGY

∞ 2 ∞

Analysis of Findings: Nationwide Dual-Frame
Survey of 1,000 Catholic Adults (18+)

METHODOLOGY

- Nationwide dual-frame telephone survey (70% Landlines / 30% Cell Phones) of 1000 Catholic Adults (18+); conducted August 1 – 7, 2015.
- Surveys conducted using live callers at a Computer-Assisted Telephone Interviewing (CATI) facility.
- Respondents were selected randomly from telephone sample lists. Two independent non-overlapping sample frames were drawn, one for landline phones and one for cell phones.
- Sampling controls were used to ensure that a proportional and representative number of Catholic adults were interviewed from such demographic groups as age, gender, race and ethnicity, and geographic region. Data were weighted slightly for age and race.
- $\pm 3.1\%$ overall margin of error at the 95% confidence interval for this nationwide survey. M.O.E.s for subgroups are larger.

KEY FINDINGS

✪ 4 ✪

Analysis of Findings: Nationwide Dual-Frame
Survey of 1,000 Catholic Adults (18+)

KEY FINDINGS

- *Roughly two-thirds (68%) of American Catholics say their commitment towards their faith has not been altered in any significant way in the recent past.*
- *Childhood lessons (56%) and teachings from Catholic schools (45%) form the building blocks of religious learning.*
- *The modern “commandments” for a good Catholic are living an honest and moral life (57%) and helping your neighbor (53%).*

KEY FINDINGS

- *While a staggering 95% of Catholics say their faith plays a significant role in their everyday lives, it is comparatively less decisive (69% important) to their political decisions.*
- *A slim majority (52%) of Catholics want the Church to stay true its founding principles, while 38% say the Church should change its beliefs and principles to conform to modern customs.*
- *Pope Francis's status at the helm of the Catholic church is viewed as a step in the right direction. His job approval rating (83%) is high among Catholics of all political persuasions.*

KEY FINDINGS

Perceptions of Catholicism in Pop Culture

Next, I am going to read you a series of statements people have made. For each, please tell me whether you (ROTATED) agree or disagree. (ROTATED SERIES)

Δ	Total Agree (NET)	Total Disagree (NET)		DK/ Cannot Judge
+45 AGREE	70%	25%	<i>“Catholic priests and nuns are treated with respect when they are depicted in the popular culture.”</i>	4%
+22 AGREE	58%	36%	<i>“The Catholic Church should ordain women as priests.”</i>	9%
+20 AGREE	58%	38%	<i>“Marriage is between a man and a woman only.”</i>	11%
+13 AGREE	52%	39%	<i>“Gay couples receive more respectful/favorable treatment in popular culture like books, TV and movies than do Catholic figures like priests and nuns.”</i>	8%
+11 DISAGREE	40%	51%	<i>“The media exaggerates sexual abuse committed by priests.”</i>	7%

KEY FINDINGS

- *By a 57% to 35% spread, Catholics tend to believe media coverage toward the Church/Pope Francis is “mostly fair.”*
- *Surveys on Judaism or Islam addressed to non-Jews and non-Muslims are rare. However, Church teachings are placed under the media spotlight to coincide with the Pope’s visit to the United States. Catholics tend to ascribe the phenomenon of asking non-Catholics about Church practices to the media’s “lack of interest” (33%) and “bias against Catholics,” while a separate 33% suggest it is mere coincidence and not motivated by a specific reason.*
- *Majorities of Catholics in the U.S. in some measure adopt the Church’s stance on abortion (38% accept this teaching completely, 39% accept it in part) and same-sex marriage (26% accept this completely, 42% accept it in part).*

KEY FINDINGS

- *Catholics largely voice their support for laws that protect religious freedoms. By a 2-to-1 margin, they oppose compelling private businesses to provide services that violate their religious beliefs (30% agree vs. 63% disagree).*
- *The data are unchanged in face of specific examples: 62% say it is “mostly unfair” to force wedding-related businesses to provide services that contradict their religious belief (29% “mostly fair”).*

KEY FINDINGS

- *Pulpit or Platform? Catholics largely prefer that Church bishops stick to internal church matters (64%) instead of addressing public policy (27%). However, they are much more conflicted about whether the Pope should do so: 48% say he should “speak out on public policy” vs. 45% that say he should “mostly address internal matters.”*
- *Nearly half of Catholics (48% “better off”) say that adherence to Church teachings could be a conduit to improving the country as a whole.*

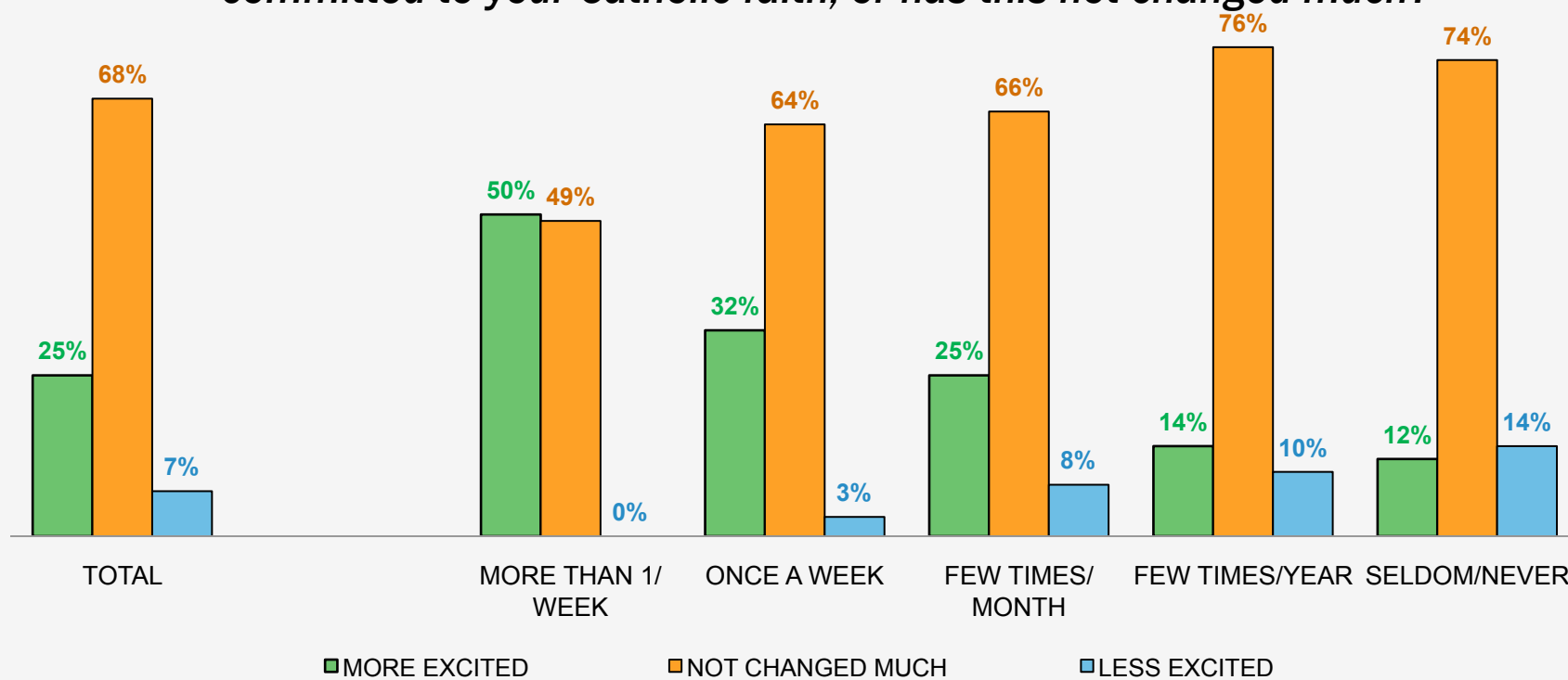
ANALYSIS OF RESULTS

❧ 11 ❧

Analysis of Findings: Nationwide Dual-Frame
Survey of 1,000 Catholic Adults (18+)

Catholics Attending Mass Most Frequently are Also More Likely to Say their Connection to the Faith is Strengthening

Over the past year or two, would you say that you have become (ROTATED) more excited about or committed to your Catholic faith, less excited about or committed to your Catholic faith, or has this not changed much?



Enthusiasm for the Faith Rises with Education Levels

Over the past year or two, would you say that you have become (ROTATED) more excited about or committed to your Catholic faith, less excited about or committed to your Catholic faith, or has this not changed much?

Subgroups more likely than average to say they are **“more excited about/committed to”** (25% overall) their Catholic faith include...

- 11+ Years of Catholic school (31%)
- Post-graduate education (31%)

Subgroups more likely than average to say they their commitment to/excitement about their Catholic faith **“has not changed much”** (68% overall) include...

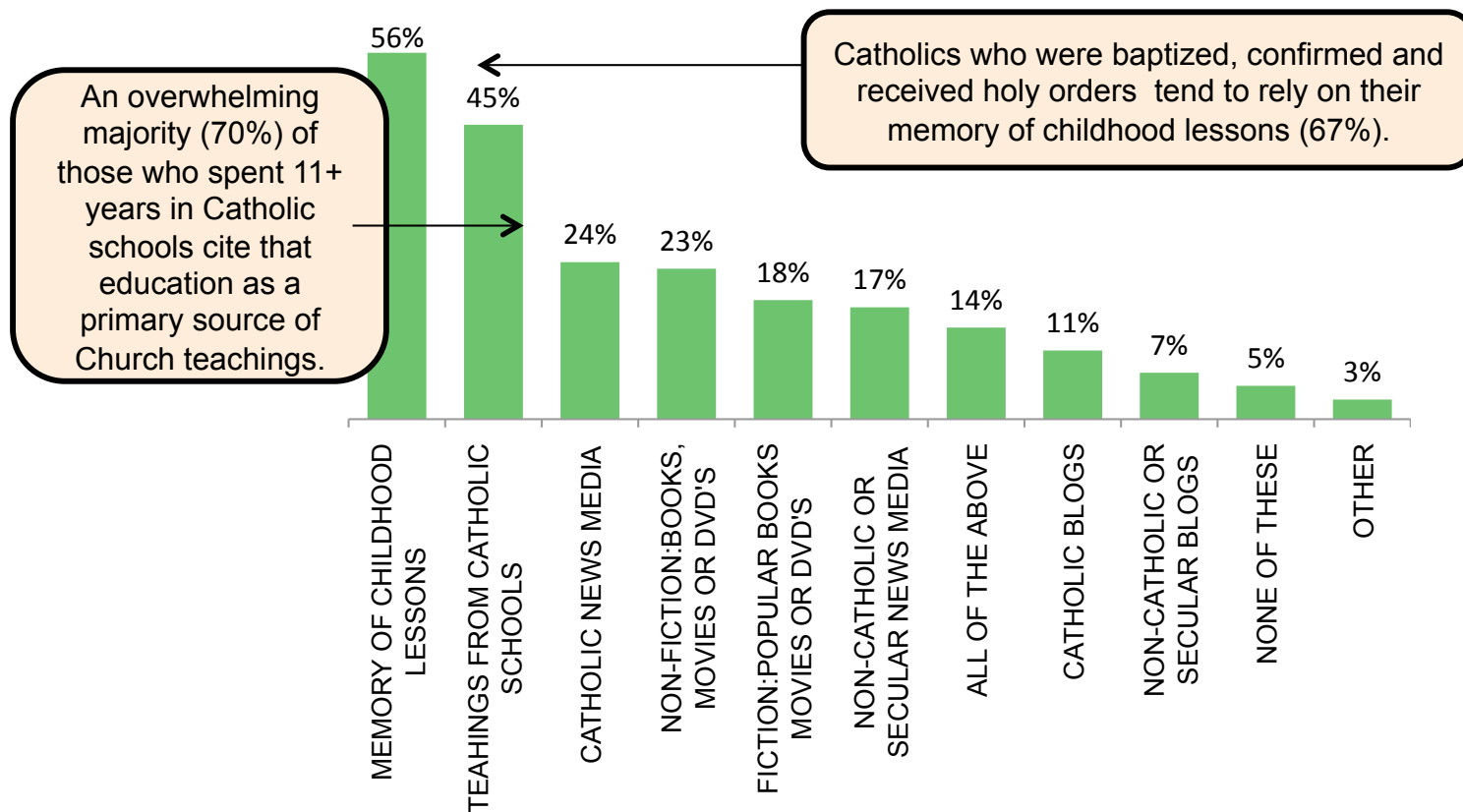
- <45 Year Old Men (78%)
- 35-44 Year Olds (77%)

Subgroups more likely than average to say they are **“less excited about/committed to”** (7% overall) their Catholic faith include...

- Seldom/never attend mass (14%)
- Northeast region (11%)

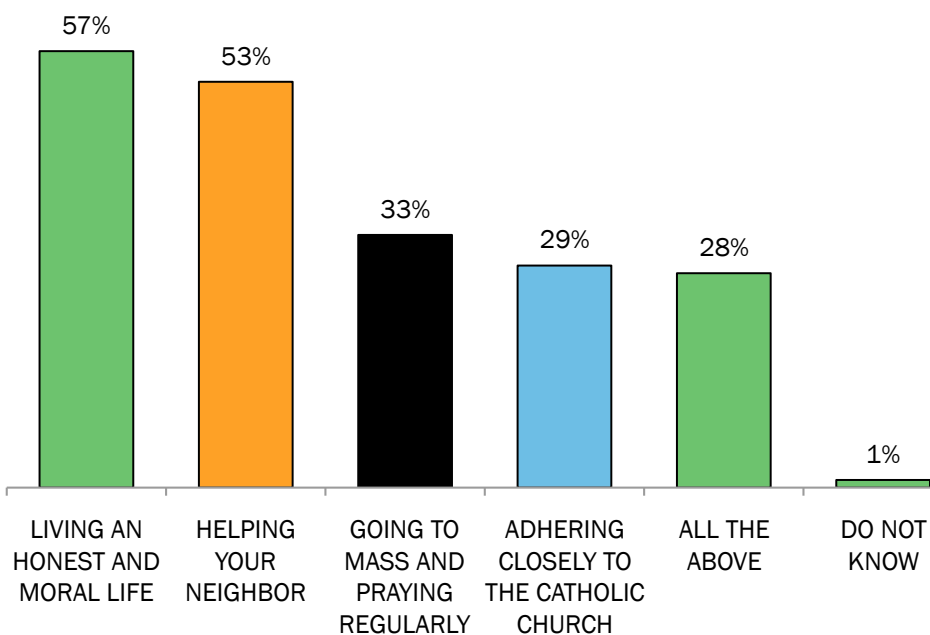
Religious roots begin early in childhood and in Catholic schools; Catholic media, non-fiction also resonant.

Which of the following are your primary sources for learning about the teachings of the Catholic Church?
(ALLOWED MULTIPLE RESPONSES) (ROTATED)



Personal Morality, Living the Golden Rule viewed as Embodiments of a Good Catholic

Which of the following do you think are important to become a QUOTE “good Catholic” END QUOTE? You may select more than one response. (READ AND ROTATED) (ALLOWED MULTIPLE RESPONSES)



SPOTLIGHT SUBGROUPS

- Catholics aged 45-54 (63%), non-parents (61%), and those residing in the Northeast region of the U.S. (60%), consider living an honest and moral life particularly important.
- Blacks (59%) and widowers (63%) tend to place emphasis on “helping your neighbor.”
- Those that placed most importance on “adhering to the Catholic Church” include Catholics age 65+ (34%), those living in the South region (37%), and empty-nesters (33%).

Vast Majorities of Catholics Say that Faith is Essential in their Daily Lives

even those that break with Church orthodoxy admit a connection

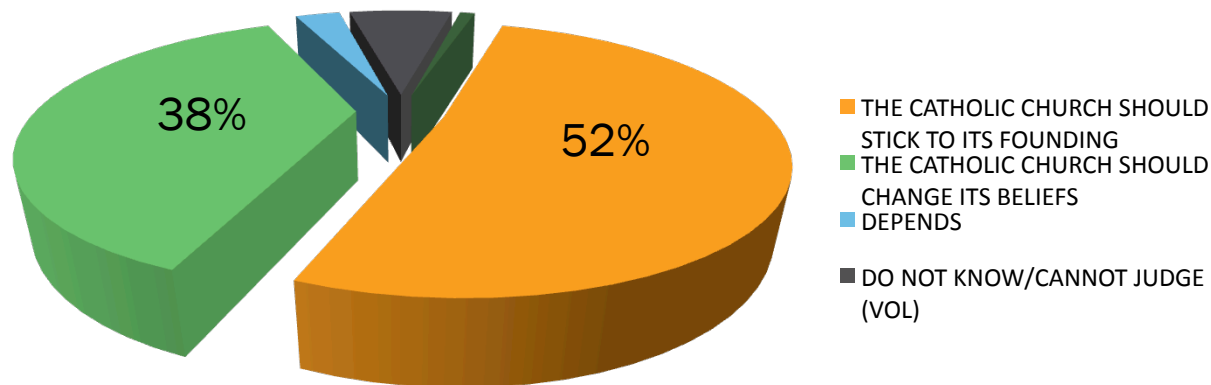
*How important is your Catholic faith to your everyday life?
(ROTATED TOP-TO-BOTTOM AND BOTTOM-TO-TOP)*

	TOTAL	PRO-LIFE	PRO-CHOICE	VERY CONSERVATIVE	VERY LIBERAL
TOTAL IMPORTANT (NET)	85%	92%	78%	94%	79%
VERY IMPORTANT	58%	69%	43%	73%	57%
NOT AT ALL IMPORTANT	5%	2%	9%	2%	11%

Faith proved more important in the everyday lives of Catholics living in the South (89% important), West (88%), and Midwest (86%) regions than those in the Northeast (81%).

Over Half of Catholics Urge the Church to Stick with St. Peter over Keeping up with the Joneses

In your opinion, (ROTATED) should the Catholic Church change its beliefs and principles to conform to modern customs, OR should the Catholic Church stick to its founding principles and beliefs because that is what religions actually represent?



Pro-choice Catholics tend to think the Church should “change its beliefs and principles to conform with modern customs” (54%).

Frequent mass attendees (72%) are more likely than average to say the Church should “stick with its founding principles.”

Some 35% of Catholics call for Church to conform to modern culture; 6-in-10 say stay true to principle

Which of the following positions come closest to your own?

	TOTAL	PRO-LIFE	PRO-CHOICE	VERY CONS.	VERY LIB.
I AGREE WITH MOST EVERY POSITION THE CHURCH TAKES AND THE CHURCH SHOULD REMAIN TRUE TO ITS PRINCIPLES AND NOT CHANGE ITS POSITIONS	28%	38%	16%	45%	7%
I DIFFER WITH THE CATHOLIC CHURCH'S POSITION ON SOME ISSUES BUT THE CATHOLIC CHURCH SHOULDN'T CHANGE ITS BELIEFS OR POSITIONS JUST BECAUSE OF PUBLIC OPINION.	31%	37%	25%	36%	24%
I DIFFER WITH THE CATHOLIC CHURCH'S POSITION ON SOME ISSUES BUT THE CATHOLIC CHURCH SHOULD MODERNIZE ITS BELIEFS BY CHANGING ITS POSITION TO REFLECT CURRENT PUBLIC OPINION.	26%	16%	37%	11%	46%
I DISAGREE WITH ALMOST EVERY POSITION THE CATHOLIC CHURCH TAKES AND THE CATHOLIC CHURCH SHOULD ABSOLUTELY CHANGE ITS POSITIONS TO REFLECT MODERN DAY BELIEFS.	9%	4%	15%	4%	21%

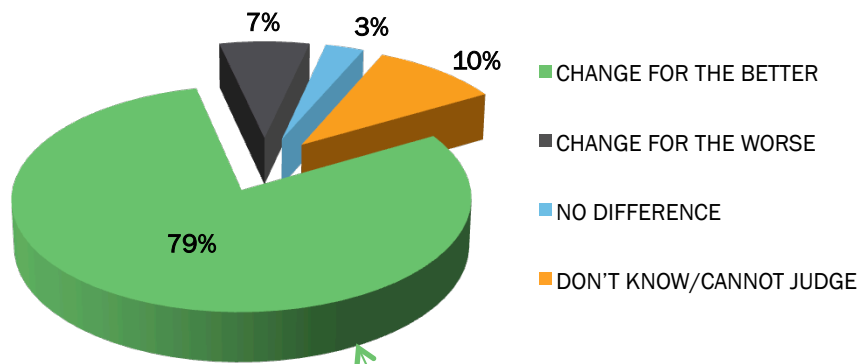
POPE FRANCIS

✪ 19 ✪

Analysis of Findings: Nationwide Dual-Frame
Survey of 1,000 Catholic Adults (18+)

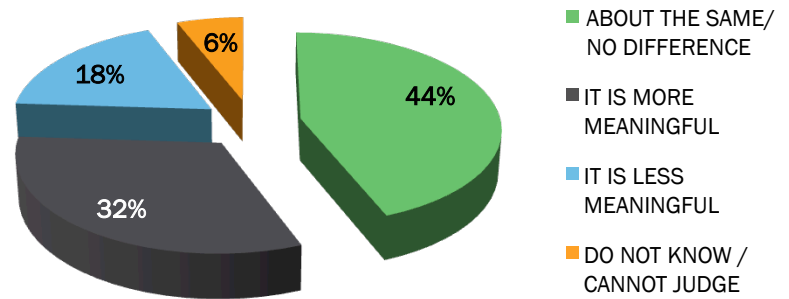
Catholics believe Pope Francis is a step in the right direction for the Church. Separately, nearly a third say his views on climate change and income inequality carry more weight than those on abortion and marriage.

As you know Pope Francis was elected to lead the Catholic Church. Do you think Pope Francis represents a (ROTATED) change for the better or change for the worse in the Catholic Church?



Women (85%) are more likely than men (73%) to think that Pope Francis represents a change for the better.

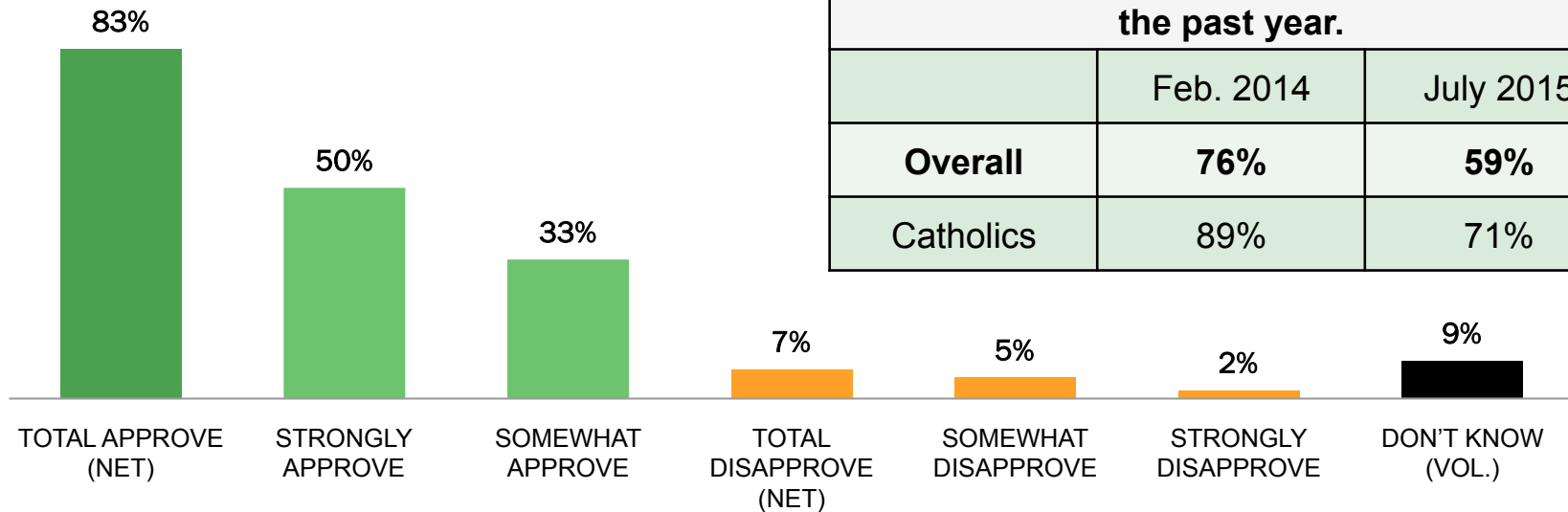
Pope Francis speaks about many issues. When he speaks about issues such as climate change and income inequality, is it as meaningful to you as when he speaks about abortion and marriage?



“Very liberal” Catholics are twice as likely as “very conservative” Catholics (47%-22%) to say Pope’s views on climate change & income inequality are *more meaningful* than those on abortion & marriage

Sizeable Majority of Catholics Applaud Pope Francis' Job Performance

Do you (ROTATED) approve or disapprove of the overall job that Pope Francis has been doing? (PROBE: And would that be STRONGLY or SOMEWHAT approve/disapprove?)



Recent nationwide polling from Gallup shows Pope Francis' favorability on the decline over the past year.

	Feb. 2014	July 2015
Overall	76%	59%
Catholics	89%	71%

“Pontiff Politicking” May Inspire Slight Uptick for Francis’ Negatives among Right-of-Center Catholics

Do you (ROTATED) approve or disapprove of the overall job that Pope Francis has been doing? (PROBE: And would that be STRONGLY or SOMEWHAT approve/disapprove?)

Subgroups more likely than average to say they **APPROVE** (83% overall) of Pope Francis’ job handling include...

- Blacks (93%)
- Post-Graduate Education (92%)
- 35-44 Year Olds (90%)

Subgroups more likely than average to say they **DISAPPROVE** (7% overall) of Pope Francis’ job handling include...

- Self-ID “Very conservative” (12%)
- 65+ Year olds (11%)
- 3-5 Years of Catholic School (11%)

PERCEPTIONS OF CATHOLICISM

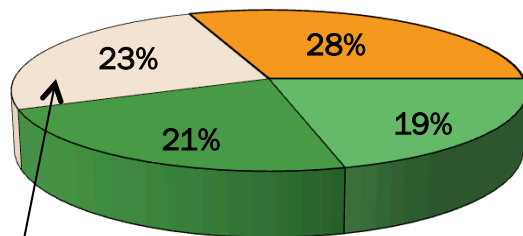
23

Analysis of Findings: Nationwide Dual-Frame
Survey of 1,000 Catholic Adults (18+)

Catholics split on whether media coverage of sexual abuse by priests is overblown. A majority say clergy are treated respectfully when depicted in popular culture, yet....

I am going to read you a series of statements people have made. For each, please tell me whether you (ROTATED) agree or disagree. (PROBE FOR EACH: And would that be STRONGLY or SOMEWHAT agree/disagree?) (ROTATED SERIES)

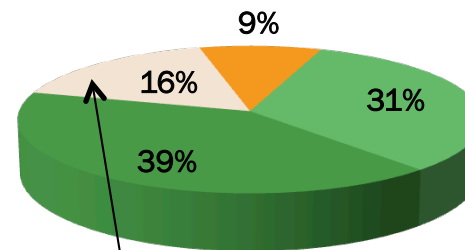
“The media exaggerates sexual abuse committed by priests.”



Self-ID liberals (61%) are more likely to disagree than self-ID conservatives (41%).

- STRONGLY AGREE
- SOMEWHAT AGREE
- SOMEWHAT DISAGREE
- STRONGLY DISAGREE

“Catholic priests and nuns are treated with respect when they are depicted in the popular culture.”



Self-identified conservatives (26%) are more likely to disagree than self-ID liberals (18%).

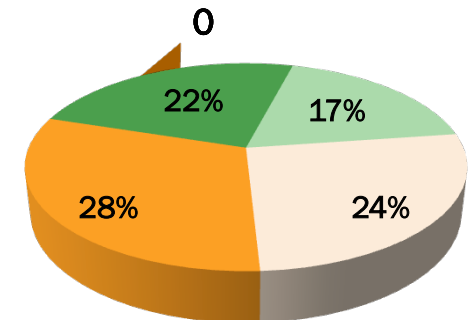
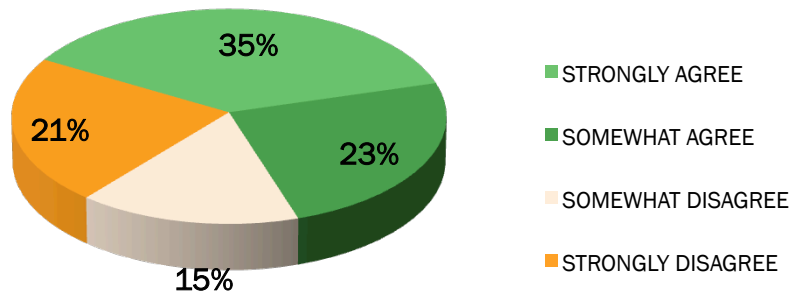
- STRONGLY AGREE
- SOMEWHAT AGREE
- SOMEWHAT DISAGREE
- STRONGLY DISAGREE

...they recognize gays and lesbians are cast more favorably in popular culture than nuns and priests.
Separately, a majority concur that the Church should ordain women priests.

I am going to read you a series of statements people have made. For each, please tell me whether you (ROTATED) agree or disagree. (PROBE FOR EACH: And would that be STRONGLY or SOMEWHAT agree/disagree?)

“The Catholic Church should ordain women priests.”

“Gay couples receive more respectful/ favorable treatment in popular culture like books, TV and movies than do Catholic figures like priests and nuns.”

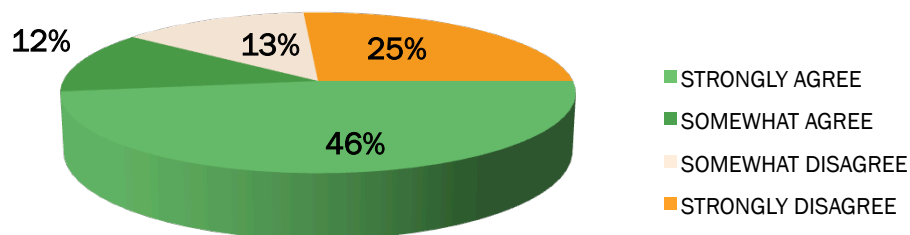


Blacks (48%) and those widowed (53%) were more likely to disagree

Majority of Catholics Support TRADITIONAL Definition of Marriage

I am going to read you a series of statements people have made. For each, please tell me whether you (ROTATED) agree or disagree. (PROBE FOR EACH: And would that be STRONGLY or SOMEWHAT agree/disagree?)

“Marriage is between a man and a woman only.”



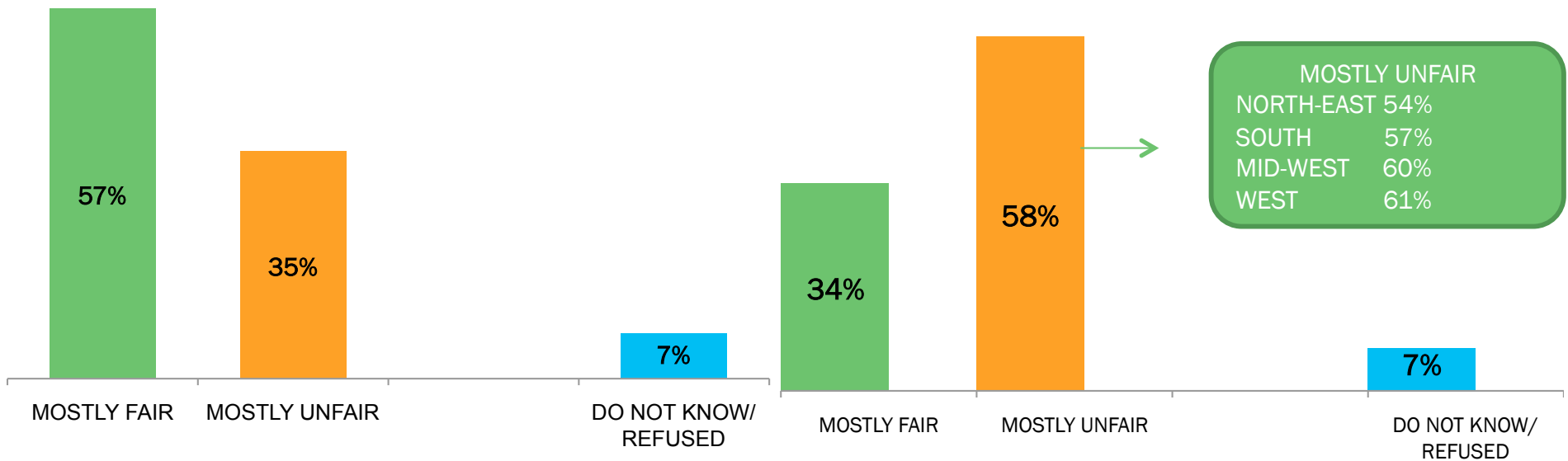
Subgroups more likely than average (58%) to agree include...

- THOSE THAT RECEIVED THE SACRAMENT OF HOLY ORDERS (61%)
 - SEPARATED BUT STILL MARRIED (70%)
- THOSE WHO GO TO MASS MORE THAN ONCE A WEEK (74%)

Presumption of Fair Coverage for Francis, until Reminded of Fresh (Flesh) Wounds from Previous Papal Visit; Numbers Flip

Do you think that media coverage is (ROTATED) mostly fair or mostly unfair towards the Catholic church/Pope Francis?

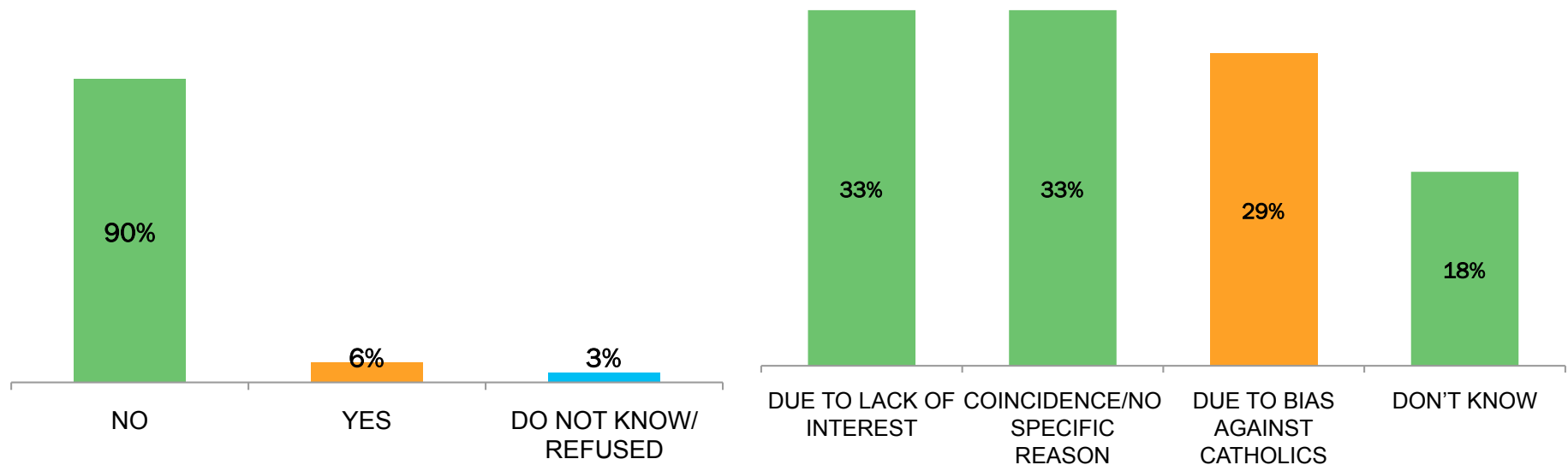
During the previous Pope's visit to the United States, Pew Research found that during the week of Pope Benedict's visit, over half of the news coverage on the Pope focused on the clergy sex abuse scandal. Knowing this, do you think that the media coverage is (ROTATED) mostly fair or mostly unfair toward the Catholic Church?



Catholics point toward “lack of interest” (33%) and anti-Catholic bias (29%) as potential motivators behind “inequitable scrutiny” of other faiths

Whenever the POPE visits the United States, non-Catholics, as well as Catholics, are asked whether they agree with Church teachings on various issues. Have you ever read, or heard of, a survey that asked non-Jews and non-Muslims if they agree with the teachings of Judaism or Islam?

Rarely if ever are there surveys of non-Jews and non-Muslims being asked if they agree with the teachings of Judaism or Islam, as there are with Catholics in regard to Catholicism, when the Pope visits. Why do you think that is? (ROTATE AND ACCEPTED MULTIPLE RESPONSES)



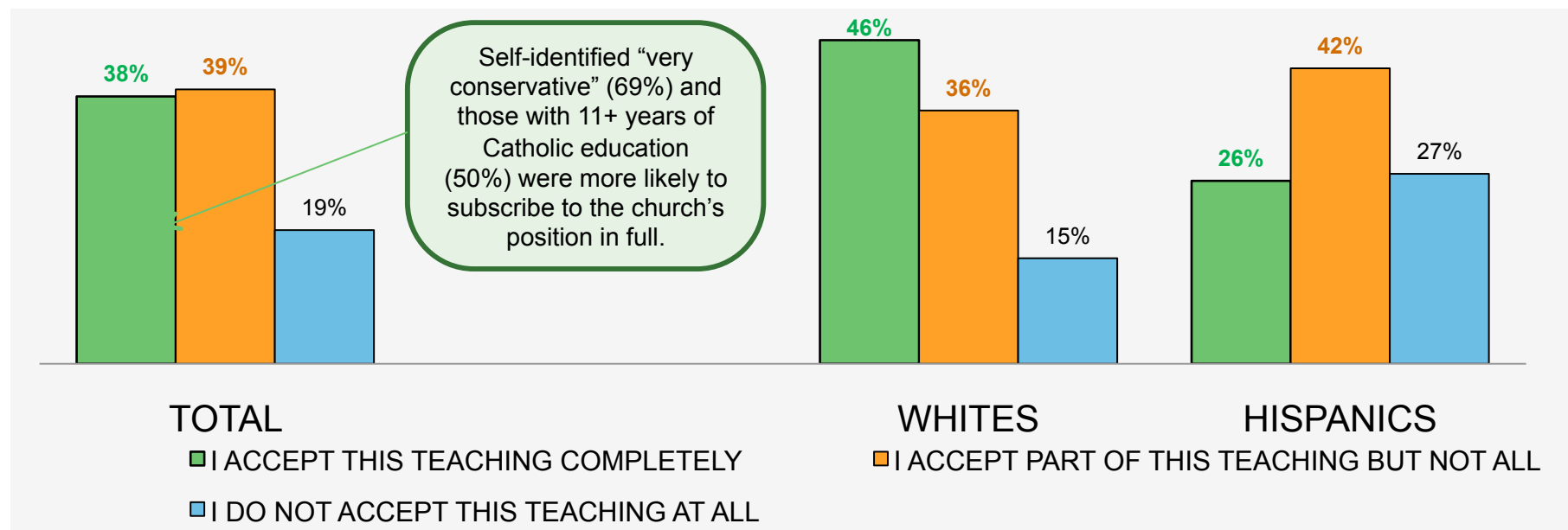
CHURCH TEACHINGS

29

Analysis of Findings: Nationwide Dual-Frame
Survey of 1,000 Catholic Adults (18+)

Roughly four-out-of-five Catholics at least partly accept Church's teachings on abortion

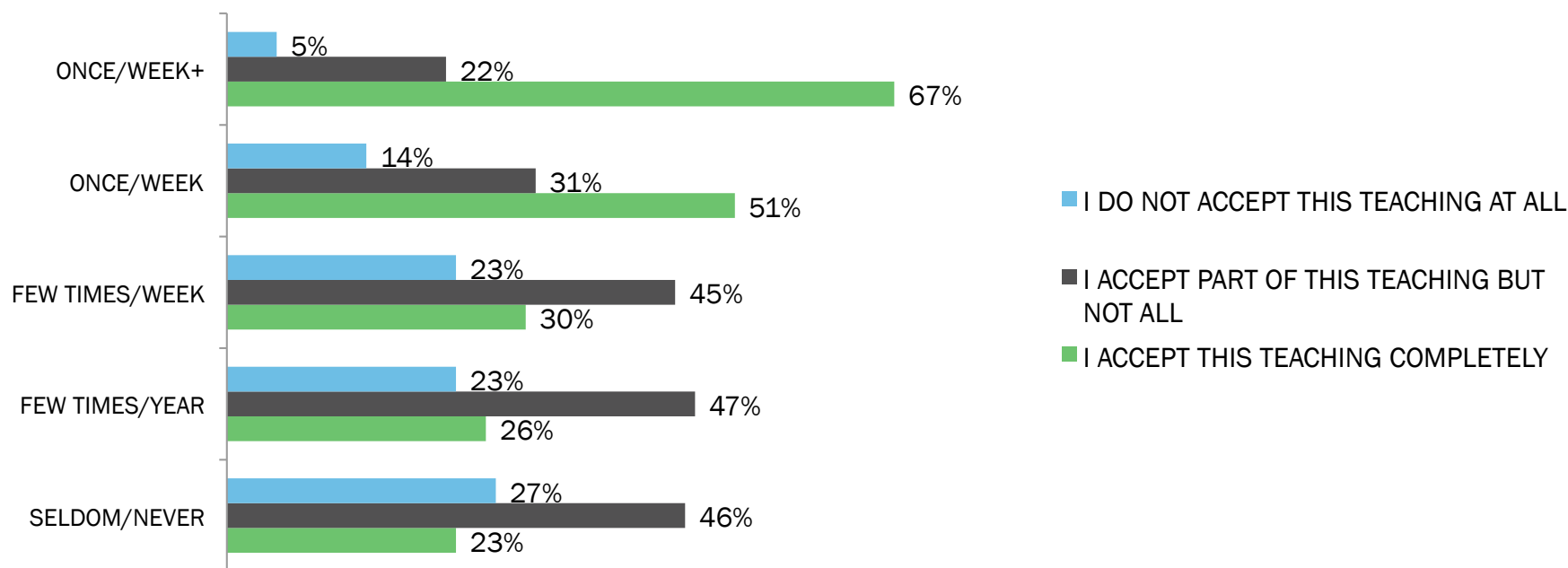
The Catholic Church's position on abortion is that "all life is sacred from conception until natural death, and the taking of innocent human life, whether born or unborn, is morally wrong." Which of the following statements describes your attitude toward this teaching?



Frequent Mass attendees prove more likely to embrace the Church's teachings on abortion.

BY CHURCH ATTENDANCE

The Catholic Church's position on abortion is that "all life is sacred from conception until natural death, and the taking of innocent human life, whether born or unborn, is morally wrong." Which of the following statements describes your attitude toward this teaching?



Catholics in Midwest most apt to accept Church's same-sex marriage teaching completely; minorities in each region reject it completely

BY REGION

The Catholic Church's position on same-sex marriage is that "gay marriage and the social acceptance of homosexuality and same-sex relationships are unacceptable, but homosexual persons deserve respect, justice and pastoral care." Which of the following statements describes your attitude toward this teaching?

	NORTH-EAST	MID-WEST	SOUTH	WEST
I ACCEPT THIS TEACHING COMPLETELY	24%	36%	24%	23%
I ACCEPT PART OF THIS TEACHING BUT NOT ALL	43%	34%	47%	46%
I DO NOT ACCEPT THIS TEACHING AT ALL	31%	25%	26%	29%

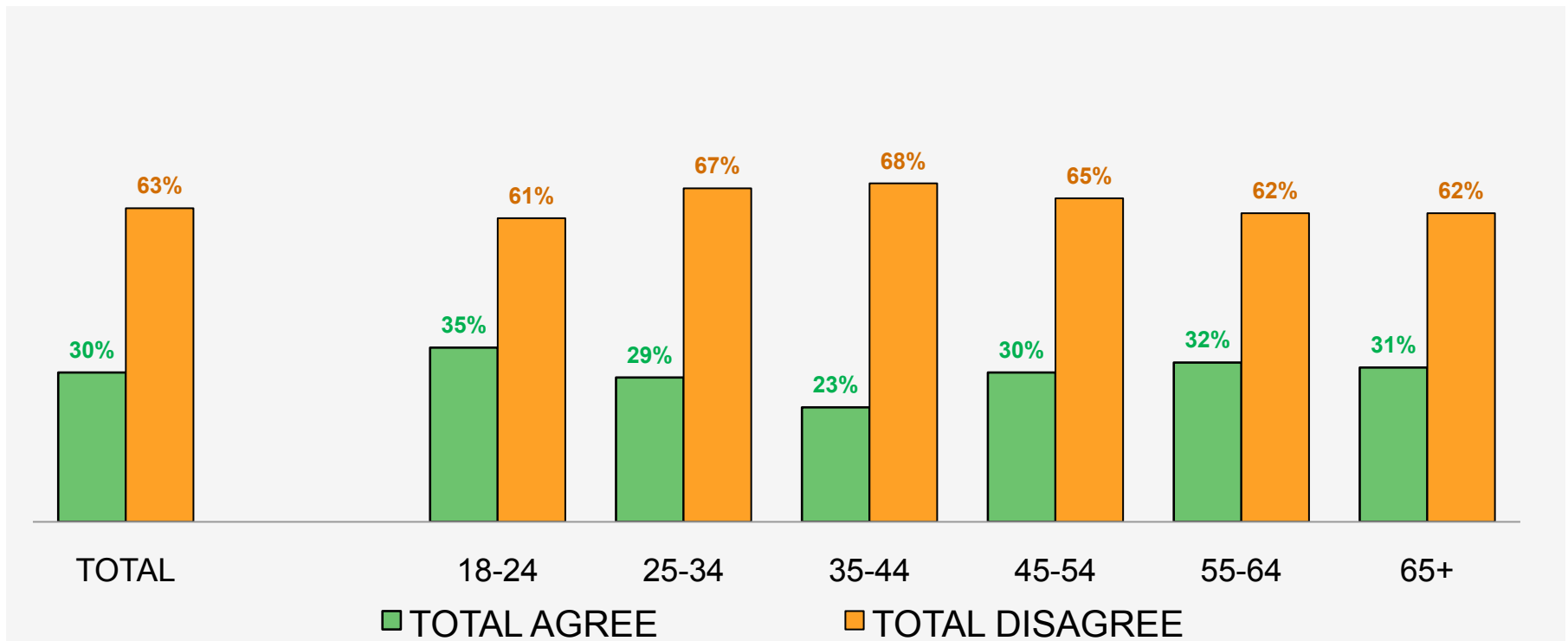
RELIGIOUS FREEDOM LAWS

33

Analysis of Findings: Nationwide Dual-Frame
Survey of 1,000 Catholic Adults (18+)

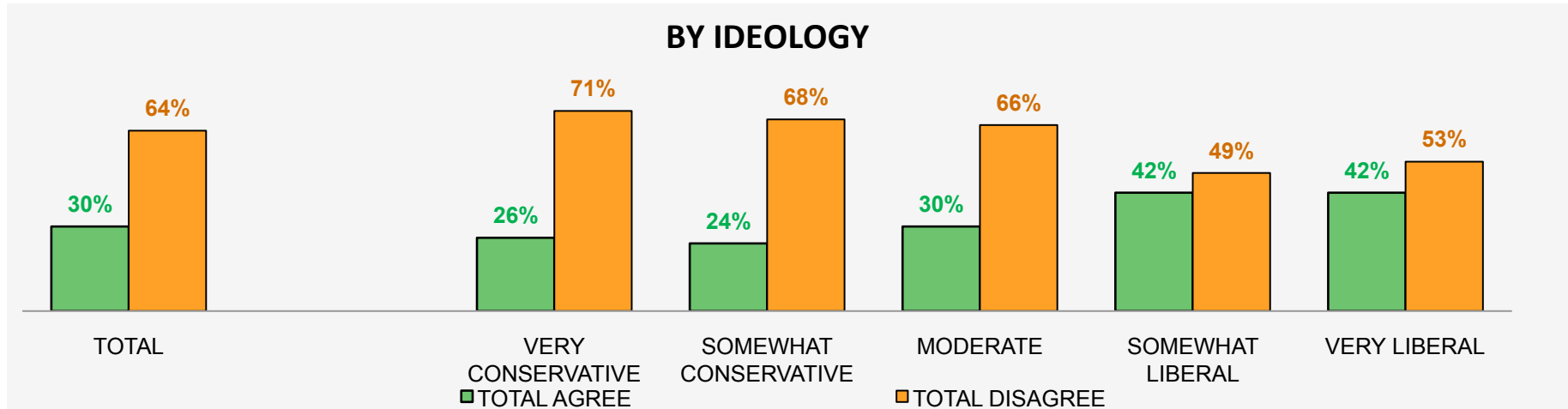
Across the age spectrum, strong majorities of U.S. Catholics side with freedom of conscience/religious liberty

Do you (ROTATED) agree or disagree that private businesses with religious objections should be forced to provide services that violate their beliefs?

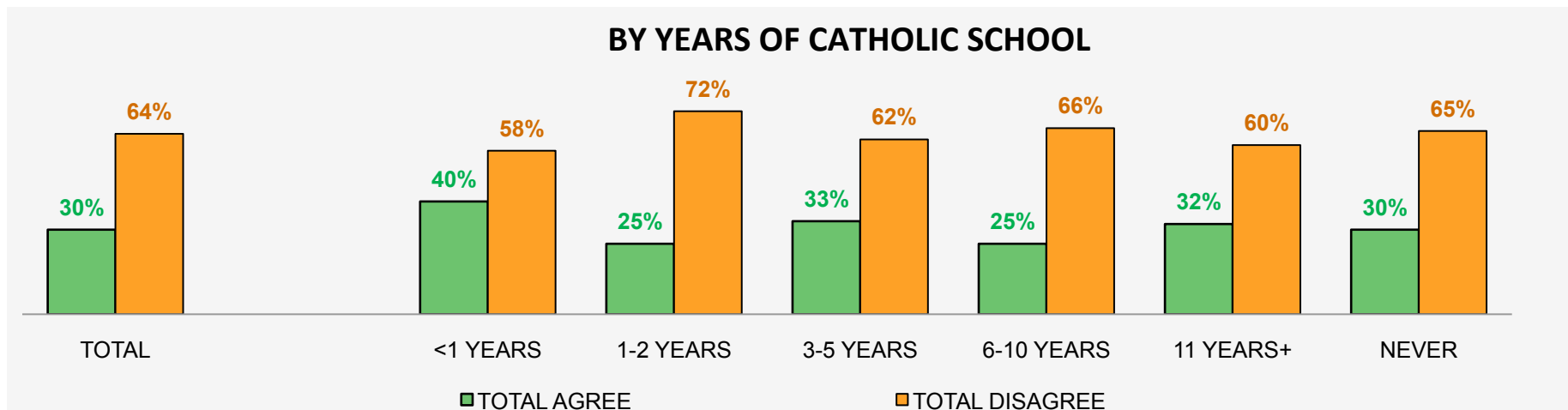


Only the most liberal Catholics believe that businesses should be forced to provide health coverage that violates their religious beliefs.

BY IDEOLOGY

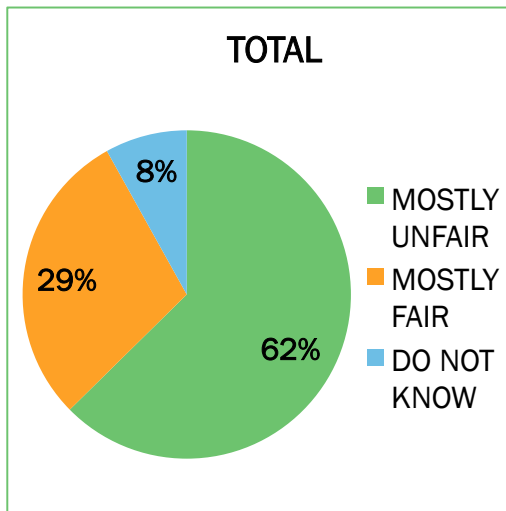


BY YEARS OF CATHOLIC SCHOOL



Majority of Catholics across the sacramental spectrum consider forcing businesses to service same-sex marriages “mostly unfair”

Is it (ROTATED) mostly fair or mostly unfair to force wedding-related businesses to provide services like taking photos or baking cakes for same-sex marriages if it violates their religious beliefs?



	ALL SACRAMENTS	BAPTISM, COMMUNION, CONFIRMATION, HOLY ORDERS	BAPTISM, COMMUNION CONFIRMATION	BAPTISM COMMUNION	BAPTISM
MOSTLY FAIR	26%	26%	33%	32%	36%
MOSTLY UNFAIR	64%	67%	62%	63%	55%
DO NOT KNOW	9%	6%	5%	5%	9%

Catholics nearly twice as likely to say that religious liberty laws act as a shield and not a sword

PERSON 1: Religious freedom laws are worrisome and could be used by businesses to discriminate based on sexual orientation.

TOTAL AGREE: 32%

Those most likely to agree with person 1:

- Very liberal (54%)
- Somewhat liberal (39%)
- Those who are post-grads (38%)
- Those who attend Mass a few times/month (37%)
- Those in the Northeast (36%)

PERSON 2: Religious freedom laws are only meant to protect religious freedom, and the threat of these laws is exaggerated by media and allies.

TOTAL AGREE: 60%

Those most likely to agree with person 2:

- Those who attended Catholic schools 1-2 years (73%)
- Those who attended Catholic schools 3-5 years (70%)
- Somewhat conservatives (69%)
- Men under 45 (69%)
- Those who are pro-life (68%)

PAPAL IMPACT

38

Analysis of Findings: Nationwide Dual-Frame
Survey of 1,000 Catholic Adults (18+)

Though a majority prefer bishops stick to internal Church matters, frequent churchgoers want more public policy from the pulpit

Should Catholic bishops speak out on public policy or should he mostly address internal Church matters?

	BISHOPS SHOULD ADDRESS PUBLIC POLICY	BISHOPS SHOULD MOSTLY ADDRESS INTERNAL CHURCH MATTER
TOTAL	27%	64%
MASS ONCE/WEEK +	38%	44%
MASS ONCE/WEEK	30%	59%
FEW TIMES/MONTH	26%	69%
FEW TIMES/YEAR	27%	67%
SELDOM/NEVER	17%	74%

Catholics Divided on Whether Papal Platform is Appropriate for Secular Subjects along with Scripture & Sacraments

Should the Bishops/Pope speak out on public policy or should he mostly address internal Church matters?

	BISHOPS	POPE
SHOULD ADDRESS/ SPEAK OUT ON PUBLIC POLICY	27%	48%
SHOULD MOSTLY ADDRESS INTERNAL CHURCH MATTERS	64%	45%
DON'T KNOW/CANNOT JUDGE	8%	7%
REFUSED	1%	1%

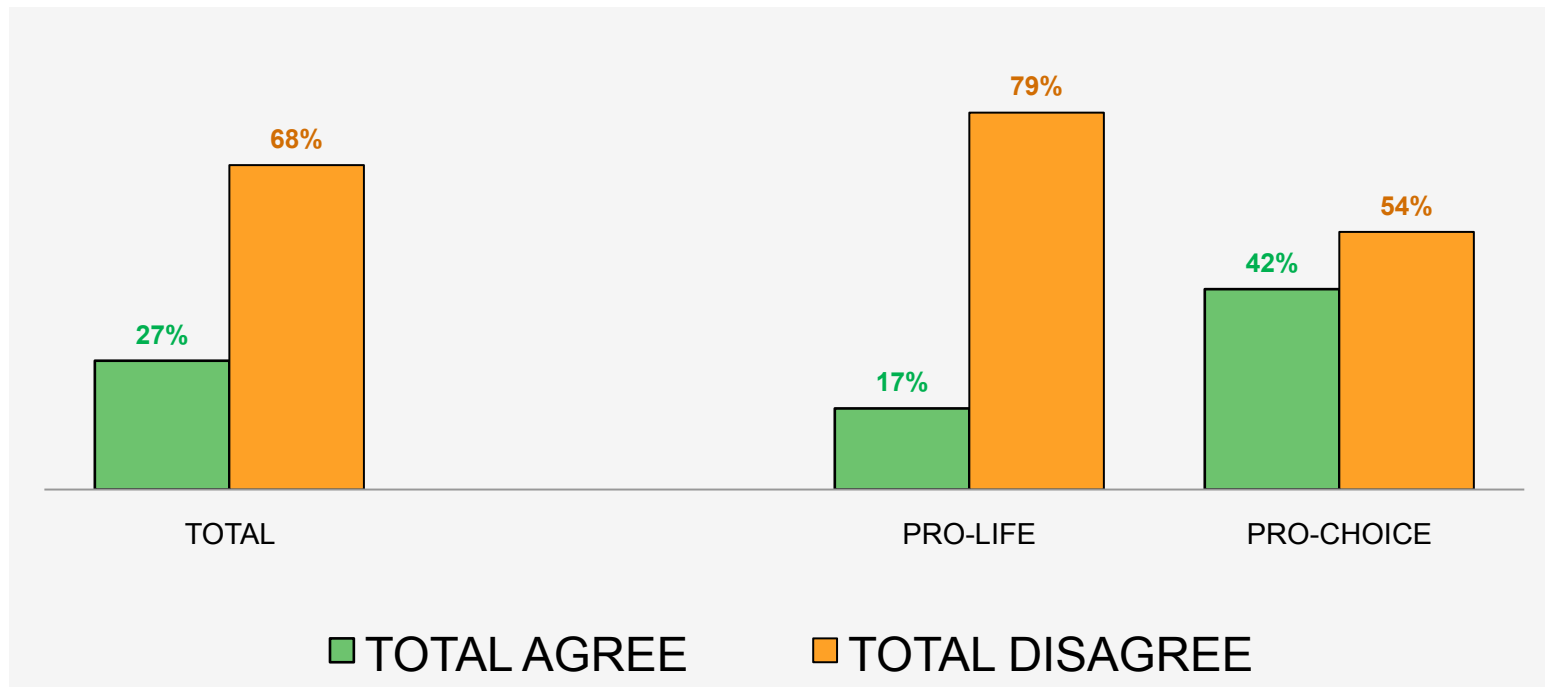
HHS MANDATE

∞ 41 ∞

Analysis of Findings: Nationwide Dual-Frame
Survey of 1,000 Catholic Adults (18+)

Predictably, pro-choice Catholics are more likely to agree Catholic organizations should have to pay for health coverage that pays for products and services against their beliefs.

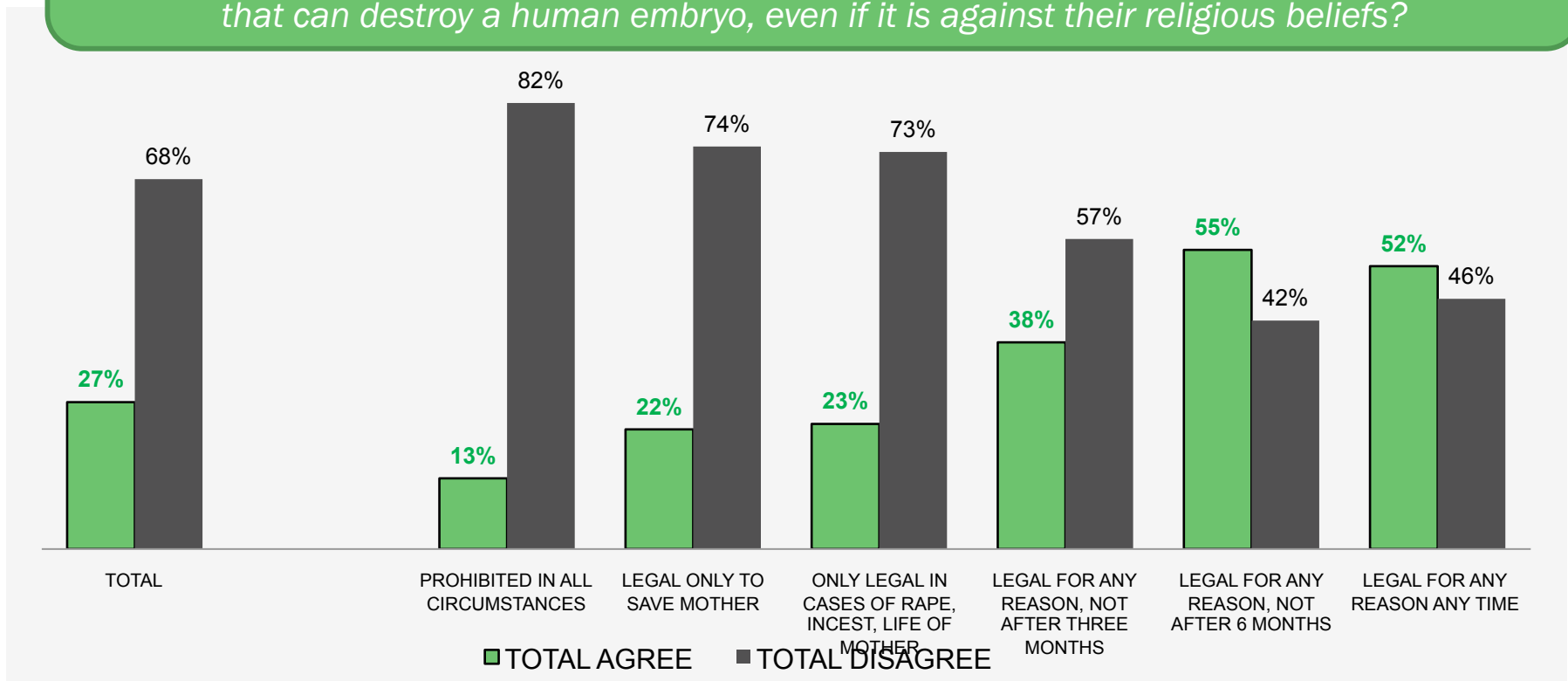
Do you (ROTATED) agree or disagree that the federal government should force Catholic organizations to pay for health care coverage that covers contraceptive drugs, including those that can destroy a human embryo, even if it is against their religious beliefs?



Only those with the most extreme positions on abortion say Catholic organizations should be forced to provide coverage that violates their beliefs.

BY ABORTION 6-POINT SCALE

Do you (ROTATED) agree or disagree that the federal government should force Catholic organizations to pay for health care coverage that covers contraceptive drugs, including those that can destroy a human embryo, even if it is against their religious beliefs?



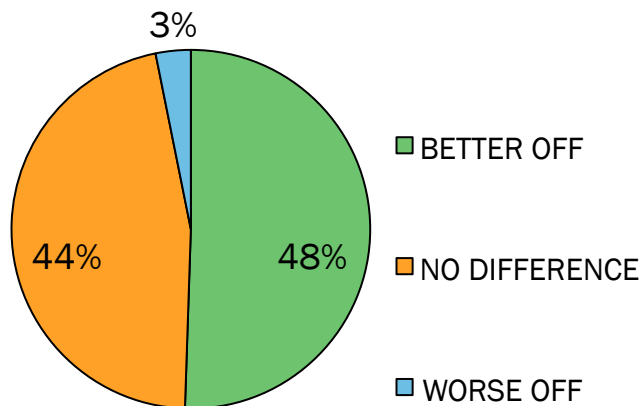
IMPACT of CATHOLICISM BEYOND CATHOLICS

∞ 44 ∞

Analysis of Findings: Nationwide Dual-Frame
Survey of 1,000 Catholic Adults (18+)

Slight plurality believe that nationwide practicing what we preach would plot better course for the U.S.'s future; only 3% are deniers

Thinking broadly, do you think that if more people practiced the teachings of the Catholic Church, the United States would be (ROTATED) better off or worse off, or would it make no difference?



Subgroups more likely than average to say the U.S. would be "better off" (48% overall) if more people practiced the Catholic Church teachings...

- Attend mass more than once a week (72%)
- Midwest region (57%)
- Post-graduate education (55%)

Subgroups more likely than average to say it would "make no difference" (44% overall) to the U.S. if more people practiced the Catholic Church teachings...

- 25-34 Year Olds (58%)
- Non-parents (56%)
- Less than high school education (53%)

ABORTION IDENTIFICATION

∞ 46 ∞

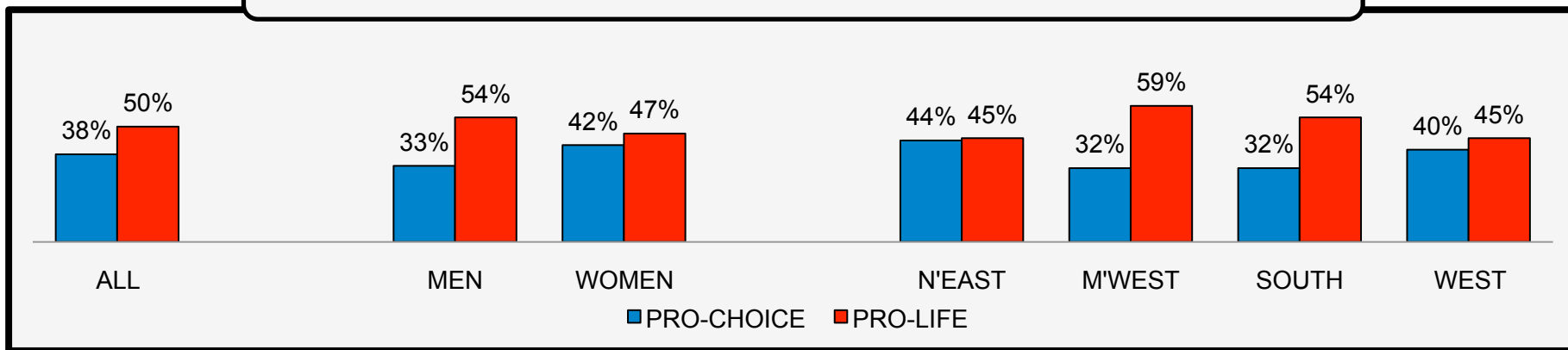
Analysis of Findings: Nationwide Dual-Frame
Survey of 1,000 Catholic Adults (18+)

Pro-Life ID Surges On Six-Point Scale

Do you consider yourself (ROTATED) pro-life or pro-choice on the issue of abortion?	Which of the following statements best describes your own position on the issue of abortion? (ROTATED TOP-TO-BOTTOM AND BOTTOM-TO-TOP)
50% PRO-LIFE	61% TOTAL PRO-LIFE (NET) 17% ABORTION SHOULD BE PROHIBITED IN ALL CIRCUMSTANCES 17% ABORTION SHOULD BE LEGAL ONLY TO SAVE THE LIFE OF THE MOTHER 27% ABORTION SHOULD ONLY BE LEGAL IN CASES OF RAPE, INCEST OR TO SAVE THE LIFE OF THE MOTHER
38% PRO-CHOICE	26% TOTAL PRO-CHOICE (NET) 17% ABORTION SHOULD BE LEGAL FOR ANY REASON, BUT NOT AFTER THE FIRST THREE MONTHS OF PREGNANCY 4% ABORTION SHOULD BE LEGAL FOR ANY REASON, BUT NOT AFTER THE FIRST SIX MONTHS OF PREGNANCY 5% ABORTION SHOULD BE ALLOWED AT ANY TIME DURING A WOMAN'S PREGNANCY AND FOR ANY REASON

Gradations of Viewpoints Cause a Surge in Pro-life Predilection

2-Point Abortion ID



6-Point Abortion ID

